


All  
of the  
ANSWERS

# ANSWERS

## SECRET CODE GAME 1

- 1) Take
- 2) The
- 3) Train
- 4) Three
- 5) Stops



The secret message reads 'TAKE THE TRAIN THREE STOPS'.

## SECRET CODE GAME 2


OPEN	
THE	
THIRD	
DOOR	

The message is  
'OPEN THE THIRD DOOR'.

## SECRET CODE GAME 3

Each of the words becomes a new word:

- 1) DO
- 2) NOT
- 3) ACCEPT
- 4) ANY
- 5) BILLS




The secret message is read from top to bottom:  
'DO NOT ACCEPT ANY BILLS'.

## SECRET CODE GAME 4

The notes from left to right are C, A, F, E, spelling the location: CAFE.

## SECRET CODE GAME 5

- 1) You
- 2) Did
- 3) Well
- 4) With
- 5) This
- 6) Puzzle




The secret message is 'YOU DID WELL WITH THIS PUZZLE'.

## SECRET CODE GAME 6

The secret message is 'EVERY CLOUD HAS A SILVER LINING'.

## SECRET CODE GAME 7

- 1) LIZARD
- 2) ORANGUTAN
- 3) PEACOCK
- 4) KOALA
- 5) ANTEEATER
- 6) ZEBRA
- 7) ELEPHANT
- 8) PENGUIN
- 9) TIGER



The secret word is ZOOKEEPER.

# ANSWERS

## SECRET CODE GAME 8

Shade in the squares in the letter grid that are shaded in the second grid. This hides some of the letters, to reveal a hidden message:


G	O		O	D
	J	O		B
O			N	
T	H		I	S
C	O	D		E



This reveals 'GOOD JOB ON THIS CODE'.

## SECRET CODE GAME 9

S	C	T	A	R	E
A	E	R	T	S	C
R	A	C	E	T	S
T	S	E	R	C	A
C	T	A	S	E	R
E	R	S	C	A	T



The hidden word is SECRET.

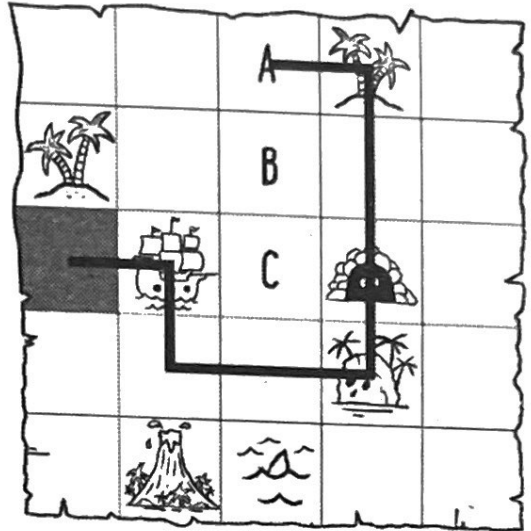
## SECRET CODE GAME 10

Read the *italic*, underlined and CAPITALIZED words to reveal 'DON'T TELL ANYONE ABOUT THIS PRIVATE MESSAGE'.

## SECRET CODE GAME 11

The word 'up', 'down', 'left' and 'right' are hidden within the words

- 1) RIGHT: rightfully
- 2) DOWN: splashdown
- 3) RIGHT: outrightly
- 4) RIGHT: copyright
- 5) UP: ketchup
- 6) UP: porcuppine
- 7) UP: bankrupt
- 8) LEFT: leftovers




The path takes you to the letter 'A'.

## SECRET CODE GAME 12

The following words cannot be found in the grid:


- BRING
- EVERY
- PACKAGE
- THIS
- THURSDAY



So the secret message is  
'BRING EVERY PACKAGE THIS THURSDAY'.

## SECRET CODE GAME 13

- 1) TWO: Artwork
- 2) NINE: Braininess
- 3) TEN: Extent
- 4) EIGHT: Heights
- 5) ONE: Telephones




# ANSWERS

## SECRET CODE GAME 14

Follow the arrows, square by square from the grey square, to trace the following path.

Read the letters along the path to reveal the secret message: 'FIND THE PINK FISH'.




## SECRET CODE GAME 15

Reading the first letter of each line reveals BUS STATION – which is where the secret meeting is taking place.

## SECRET CODE GAME 16

- 1) now
- 2) you
- 3) can
- 4) read
- 5) in
- 6) the
- 7) dark

The message is 'NOW YOU CAN READ IN THE DARK' – which you could, if you were able to read Braille dots with your fingertips as many blind people can.



## SECRET CODE GAME 17


All of the words have been written backwards. The messages are:

- 1) Deliver the note to the man dressed in red
- 2) Make sure nobody sees you
- 3) You will be given a secret name
- 4) You have ten minutes to complete the mission
- 5) Good luck with your important task

## SECRET CODE GAME 18

- For a '+' symbol, add the lines from the second number to those in the first (in the same positions), so for example the '1' and the '4' make an 'H'.
- For a '-' symbol, erase the lines found in the second image from the first image (again in the same positions), so for example the '1' removed from the '8' leaves 'E'.

This results in:




So the secret word is HELLO.



# ANSWERS

## SECRET CODE GAME 19

- 1) MEET
- 2) ME
- 3) AT
- 4) THE
- 5) BANK



So the secret message is 'MEET ME AT THE BANK'.


## SECRET CODE GAME 20

- 1) ROMEO: Are you travelling to Rome, or Madrid?
- 2) ECHO: We chose the blue curtains.
- 3) VICTOR: Did the convict organize his own escape?
- 4) ECHO: The screech owl made a loud noise!
- 5) ALFA: The cow and her calf always eat grass.
- 6) LIMA: Can you tell I'm a bit nervous?

The secret word is REVEAL, which can be found by reading the first letter of each codeword in order from top to bottom.

## SECRET CODE GAME 21


I have hidden the cash under the plant.  
You will find it just inside the leaves.





## SECRET CODE GAME 22


- 1) This
- 2) Code
- 3) Uses
- 4) Lots
- 5) Of
- 6) Flags



The secret message is 'THIS CODE USES LOTS OF FLAGS' – which is true!

## SECRET CODE GAME 23

- 1) DIG = FIG
- 2) CHERY - CHERRY
- 3) PRONE = PRUNE
- 4) LAME = LIME
- 5) DAZE = DATE




The secret word is FRUIT.

## SECRET CODE GAME 24

The completed words are:

- SCARES  
 ENTIRE  
 COSMIC  
 REPAIR  
 EDIBLE  
 TEAPOT




The hidden word is SECRET.

## ANSWERS

### SECRET CODE GAME 25

- 1) Apple
- 2) Banana
- 3) Cherry
- 4) Date
- 5) Elderberry
- 6) Fig



Each is a fruit that begins with each letter of the alphabet in turn: A, B, C, and so on, so the seventh fruit should begin with 'G'. An example would be 'grape', which is '--- ··· - - - ···' in Morse code.


### SECRET CODE GAME 26

FI-ND  
EA-CH  
TI-NY  
WO-RD

The hidden message is 'FIND EACH TINY WORD'.

### SECRET CODE GAME 27

- 1) Meeting is tonight
- 2) The password is 'bananas'
- 3) Tap three times on the door



## SECRET CODE GAME 28

THE	ENVELOPE	
YOU	NEED IS	
IN	BERLIN	


The message is 'THE ENVELOPE YOU NEED IS IN BERLIN'.

## SECRET CODE GAME 29

All of the words have been reflected, as though they are being viewed in a mirror placed at the top of the page. Here's what the words look like when the entire page is viewed in such a mirror – which means that the words are now also written in reverse order:



WHO  
HID  
WHICH  
ICE POP



So the message is 'WHO HID WHICH ICE POP?' and you could have read the message using a mirror.

# ANSWERS

## SECRET CODE GAME 30


- 1) RED: Are you sure dogs only sleep at night?
- 2) WHITE: The magic arrow hit every target
- 3) GREEN: The ogre enjoyed eating mushrooms
- 4) INDIGO: When there's lots of wind, I go inside to keep warm

## SECRET CODE GAME 31

The notes from left to right are B, A, D, G and E – spelling BADGE.

## SECRET CODE GAME 32

- 1) Wear
- 2) A
- 3) Blue
- 4) Ribbon
- 5) Today



The secret message reads 'WEAR A BLUE RIBBON TODAY'.

## SECRET CODE GAME 33

L	N	A	O	P	D
P	O	D	N	L	A
D	L	N	P	A	O
A	P	O	D	N	L
N	D	L	A	O	P
O	A	P	L	D	N

The hidden location is LONDON.


AI

1)  
2)  
3)

## SECRET CODE GAME 34

Each of the words becomes a new word:

- 1) HINT
- 2) BEGIN
- 3) BELOW
- 4) FIRST
- 5) DOOR




The secret message can be read by combining these words with the punctuation already on the page from top to bottom, to make 'HINT: BEGIN BELOW, FIRST DOOR'.

## SECRET CODE GAME 35

- 1) this
- 2) code
- 3) must
- 4) be
- 5) read
- 6) by
- 7) hand

The message is 'THIS CODE MUST BE READ BY HAND' – which is exactly how Braille is designed to be read, by using your finger to read raised dots on a page.



# ANSWERS

## SECRET CODE GAME 36


The first and second letters of each word have been swapped.  
The messages are:

- 1) Come to the office before midnight
- 2) The next bus to arrive takes you abroad
- 3) Remember to wear yellow gloves
- 4) Make sure every puzzle has been solved
- 5) This is the final code of this type

## SECRET CODE GAME 37

Each word has a set of double letters in it, which is the 'double agent' referred to.


- Funnny
- Hawaii
- Acceept
- Greeen
  
- Threee
- Stuff
- Puffffy
- Spoon
- Berrry
- Bettter



Read in order from top to bottom, they spell NICE EFFORT  
– which also has a 'double agent' all of its own!

## SECRET CODE GAME 38




- 1) Try
- 2) To
- 3) Keep
- 4) Your
- 5) Arms
- 6) Still



The secret message is 'TRY TO KEEP YOUR ARMS STILL' – which is important for anyone using semaphore, other than when they're actually using them to signal a letter.

## SECRET CODE GAME 39

- 1) CANADA
- 2) PORTUGAL
- 3) SPAIN
- 4) ARGENTININA
- 5) ALGERIA
- 6) JAPAN
- 7) VENEZUELA
- 8) THAILAND
- 9) VIETNAM



The secret word is AUSTRALIA.

# ANSWERS

## SECRET CODE GAME 40

- 1) ... = S
- 2) -- = T
- 3) · - · = R
- 4) ---- = O
- 5) - · = N
- 6) --- · = G

The secret word is STRONG.




## SECRET CODE GAME 41

The secret message is  
'OPEN THE GREEN DOOR AND FIND OUT.'

## SECRET CODE GAME 42

- 1) Wait
- 2) Until
- 3) The
- 4) High
- 5) Speed
- 6) Train
- 7) Arrives


The secret message is  
'WAIT UNTIL THE HIGH-SPEED  
TRAIN ARRIVES.'





## SECRET CODE GAME 43


- 1) CAT: Locate
- 2) LION: Millions
- 3) SEAL: Resealed
- 4) OWL: Growled
- 5) FISH: Unselfishly



## SECRET CODE GAME 44

The letters can be interpreted as compass directions: N=north, E=east, S=south, W=west. Follow these, square by square from the grey square, to trace the following path:

L	D	E	R
O	F	O	O
H	E	K	L
T	T	A	




Read the letters along the path to reveal the secret message:  
 'LOOK AT THE FOLDER'.

# ANSWERS


## SECRET CODE GAME 45

The following words cannot be found in the grid:

- ALWAYS
- CONCEAL
- DIRECTIONS
- PROPERLY
- USING
- WORDS



So the secret message is 'ALWAYS CONCEAL DIRECTIONS PROPERLY USING WORDS'.




## SECRET CODE GAME 46

- 1) **S.** The sequence is numbers written as words – One, Two, Three, Four, Five, Six – so the next number is Seven.
- 2) **U.** The sequence is planets in order from the sun outwards – Mercury, Venus, Earth, Mars, Jupiter, Saturn – so the next planet is Uranus.

## SECRET CODE GAME 47

LO-OK  
WI-TH  
YO-UR  
EY-ES  
ON-LY



The hidden message is 'LOOK WITH YOUR EYES ONLY'.

## SECRET CODE GAME 48


- 1) LOOK: to make OVERLOOK and LOOKALIKE
- 2) OUT: to make HIDEOUT and OUTSIDE
- 3) FISH: to make GOLDFISH and FISHBOWL
- 4) IN: to make WITHIN and INDEED
- 5) WATER: to make RAINWATER and WATERFALL

The hidden message is 'LOOK OUT: FISH IN WATER'.

## SECRET CODE GAME 49

- For a '+' symbol, add the lines from the second number to those in the first (in the same positions), so for example the '1' and the '7' make an '17'. (For the second line, add the lines from both numbers to the lines of the first number)
- For a '-' symbol, erase the lines found in the second image from the first image (again in the same positions), so for example the '1' removed from the '8' leaves 'E'.

This results in the word CANCEL:








## SECRET CODE GAME 52

- 1) River
- 2) Ocean
- 3) Mountain
- 4) Sea
- 5) Lake
- 6) Lagoon





All of the words are natural water features, except for 'mountain'!

## SECRET CODE GAME 53

YOU	MUST	
ONLY	USE	THE
SILVER	KEY	

The message is 'YOU MUST ONLY USE THE SILVER KEY'.



## ANSWERS

### SECRET CODE GAME 54

- 1) Eye
- 2) Level
- 3) Radar
- 4) Noon
- 5) Hello
- 6) Kayak




All of the words can be read either forwards or backwards (that is, are palindromes) – except for 'hello'.

### SECRET CODE GAME 55

Each of the words becomes a new word:

- 1) ALMOST
- 2) GOT
- 3) LOST
- 4) IN
- 5) CHILLY
- 6) HILLS



The secret message is read from top to bottom:  
'ALMOST GOT LOST IN CHILLY HILLS'.

### SECRET CODE GAME 56

Each word has been reflected so it is written backwards, using a variety of fonts for each letter. Reflecting each word back to its normal orientation reveals the message 'CRACK SECRET CODES', writing it without a confusing mix of upper- and lower-case letters.



## SECRET CODE GAME 57

- 1) LOOK: LOOKOUT, LOOKALIKE, LOOKUP
- 2) FOR: FORBIDDEN, FORGIVE, FORTUNE
- 3) ANY: ANYBODY, ANYTIME, ANYTHING
- 4) GREEN: GREENHOUSE, GREENFLY, GREENGROCER
- 5) CAR: CARROT, CARPET, CARTON

The message is 'LOOK OUT FOR ANY GREEN CAR'.

## SECRET CODE GAME 58

- 1) t
- 2) o
- 3) u
- 4) c
- 5) h




The hidden word is TOUCH – which is what you use to read Braille.

## SECRET CODE GAME 59

The first and last letters of each word have been swapped.

The messages are:

- 1) The green car will take you to the hotel
- 2) Wait inside the restaurant until midday
- 3) A secret agent will give you important papers
- 4) You are doing excellent work
- 5) Well done for cracking the code






## ANSWERS

### SECRET CODE GAME 60

- 1) MAXI = TAXI
- 2) TEAM = TRAM
- 3) COUCH = COACH
- 4) BAN = VAN
- 5) PLANT = PLANEE
- 6) TRAINER = TRAILER

The secret word is TRAVEL.




### SECRET CODE GAME 61

- 1) STAR – ART
- 2) PEARL – REAL
- 3) TEASING – AGENTS
- 4) HEADS – DASH
- 5) STABLE – BLEAT

The word that remains is SPIES.

### SECRET CODE GAME 62

The four words can be found by reading downwards. If you take the first letter of each row, they spell BLUE. The second letters spell PINK. The third letters spell GOLD. The final letters spell CYAN.



## SECRET CODE GAME 63

- 1) Find the woman with the red hat (Shift backwards by 1)
- 2) You are an excellent code cracker (Shift backwards by 3)
- 3) Hannah is not my real name (Shift backwards by 2)
- 4) I like to travel and solve mysteries (Shift backwards by 4)

## SECRET CODE GAME 64


The notes from left to right are C, A, B, B, A, G and E – spelling CABBAGE. What a great thing to hide a secret message in!

## SECRET CODE GAME 65

The code works by counting the number of sides on each shape. This number then tells you which letter to choose according to its position in the alphabet.

A triangle has 3 sides, and letter 3 in the alphabet is C – so a triangle represents C, a square represents D, and so on.

- 1) HIDE
- 2) EDGE



# ANSWERS


## SECRET CODE GAME 66

- 1) PAPA: We stopped to help a pair of old ladies.
- 2) HOTEL: The sports hotel bowed his teammate.
- 3) OSCAR: I dreamed I saw two flamingos carrying handbags.
- 4) TANGO: Which way did the orangutan go?
- 5) OSCAR: I don't want to scare the new puppy.

The secret word is PHOTO, which can be found by reading the first letter of each codeword in order from top to bottom.

## SECRET CODE GAME 67

ALW-AYS  
DEC-ODE  
EMA-ILS  
DUR-ING  
ONL-INE  
QUE-STS



The hidden message is  
'ALWAYS DECODE EMAILS DURING ONLINE QUESTS'.

## SECRET CODE GAME 68

D	S	R	A	E	V	T	I	L
V	E	T	L	I	D	A	S	R
A	I	L	T	R	S	E	D	V
R	T	A	I	D	L	S	V	E
S	L	E	R	V	A	D	T	I
I	V	D	S	T	E	L	R	A
E	D	S	V	L	I	R	A	T
L	R	I	D	A	T	V	E	S
T	A	V	E	S	R	I	L	D

The hidden word is DELIVERED.

## SECRET CODE GAME 69

- 1) TRAIN
- 2) CAR
- 3) BOAT
- 4) UNICYCLE
- 5) SHIP
- 6) PLANE
- 7) SCOOTER
- 8) FERRY
- 9) TRAM

The secret word is TRANSPORT.


## SECRET CODE GAME 70

- 1) Octopus
- 2) Jellyfish
- 3) Shark
- 4) Whale
- 5) Eagle
- 6) Lobster

All of the words are animals which live underwater, except for 'eagle'.

## SECRET CODE GAME 71

The secret message is  
'THE PLANE WILL LAND AT  
SIX TOMORROW MORNING.'



## ANSWERS

### SECRET CODE GAME 72

- 1) DAISY: The anaconda da is yellowy-brown, with dark spots.
- 2) IRIS: The armchair I sit in at the library is really comfy.
- 3) LILY: Is there any broccoli li lying in the shopping basket?
- 4) ORCHID: Don't bring a torch – I don't think you'll need one.

---

### SECRET CODE GAME 73

- 1) SEE: SEEKING, SEESAW, SEEMED
- 2) BLUE: BLUEBERRY, BLUEBIRD, BLUEBELL
- 3) BOOK: BOOKMARK, BOOKSHELF, BOOKCASE
- 4) UNDER: UNDERWATER, UNDERSTAND, UNDERCOVER
- 5) STEP: STEPLADDER, STEPBROTHER, STEPMOTHER

The message is 'SEE BLUE BOOK UNDER STEP'.

---

### SECRET CODE GAME 74

The revealed letters are E, A, S and Y – spelling EASY.

---

### SECRET CODE GAME 75

Each sentence has been written backwards. The messages are:

- 1) Try and hide behind that tree
- 2) You should wear sunglasses as a disguise
- 3) Your code name is 'blue banana'
- 4) Look under the sofa for a bunch of keys
- 5) Congratulations on this excellent code cracking

## SECRET CODE GAME 76

- 1) V. The sequence is the rainbow in order – Red, Orange, Yellow, Green, Blue, Indigo – so the next is Violet.
- 2) J. The sequence is months of the year in calendar order – January, February, March, April, May, June – so the next month is July.

## SECRET CODE GAME 77

The message reads 'TIME FOR THE PACKAGE EXCHANGE'.

## SECRET CODE GAME 78

The completed words are:

CHOCAHOLIC

HAIRBRUSH

ANACONDA

MUSEUM


PARSNIP



The hidden word is CHAMP.

## SECRET CODE GAME 79

Each letter has been reflected. Reflecting each letter back to its normal orientation reveals the message 'BRING SEVEN LEMONS'.

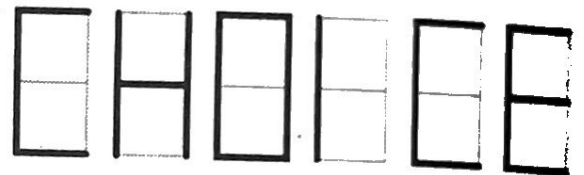


# ANSWERS

## SECRET CODE GAME 80

- For a '+' symbol, add the lines from the second number to those in the first (in the same positions), so for example the '1' and the '4' make an 'H'.
- For a '-' symbol, erase the lines found in the second image from the first image (again in the same positions), so for example the '1' removed from the '8' leaves 'E'.

So the hidden word is CHOICE:



## SECRET CODE GAME 81


- 1)  $\cdot\cdot - \cdot = F$
- 2)  $\cdot\cdot = I$
- 3)  $\cdot = E$
- 4)  $\cdot - \cdot\cdot = L$
- 5)  $- \cdot\cdot = D$

The secret word is FIELD.

## SECRET CODE GAME 82

1. MAILED – IDEAL
2. GRAIN – RANG
3. HORSE – HERO
4. SINGER – REIGN
5. ADMIRE – DREAM
6. LISTENN – TILES
7. BADGER – BREAD

The word that remains is MISSING.




## SECRET CODE GAME 83

- 1) DO: to make UNDO and DOME
- 2) NOT: to make CANNOT and NOTICE
- 3) USE: to make REFUSE and USELESS
- 4) RED: to make COVERED and REDRAW
- 5) KEY: to make DONKEY and KEYBOARD

The hidden message is 'DO NOT USE RED KEY!'

## SECRET CODE GAME 84

- 1) - . . . = B
- 2) . - . = R
- 3) . = E
- 4) . - = A
- 5) - . . = D



So the secret password is BREAD.

## SECRET CODE GAME 85

The code works by counting the number of sides on each shape. This number then tells you which letter to choose according to its position in the alphabet, as in puzzle 1.

A triangle has 3 sides, and letter 3 in the alphabet is C – so a triangle represents C, a square represents D, and so on.


- 1) CHIEF
- 2) DECIDE



# ANSWERS

## SECRET CODE GAME 86

W	E	L	L	D	O	N	E
Y	O	U	H	A	V	E	
C	O	M	P	L	E	T	E
T	H	E	S	E	C	R	E
O	P	E	R	A	T	I	O



The message is 'WELL DONE YOU HAVE COMPLETED THE SECRET OPERATION'.

## SECRET CODE GAME 87

- For a '+' symbol, add the lines from the second number to those in the first (in the same positions), so for example the '1' and the '7' make an '17'.
- For a '-' symbol, erase the lines found in the second image from the first image (again in the same positions), so for example the '1' removed from the '18' leaves 'E'.

So the hidden word is SENSIBLE:

S	E	N	S	I	B	L	E
---	---	---	---	---	---	---	---

## SECRET CODE GAME 88

- 1) Red
- 2) Dear
- 3) Adore
- 4) Soared
- 5) Roasted
- 6) Asteroid
- 7) Dreamiest



Each word uses the same letters as the previous word plus one extra, although in a different order. However, 'Dreamiest' breaks this rule and so is the odd one out since it's missing the 'o' that it should have had from 'asteroid'.

## SECRET CODE GAME 89

O	E	V	S	B	D	A	T	R
D	B	T	A	V	R	S	E	O
A	R	S	O	E	T	V	B	D
V	D	O	E	T	S	R	A	B
B	A	E	D	R	O	T	S	V
S	T	R	B	A	V	D	O	E
R	O	D	T	S	B	E	V	A
E	S	B	V	D	A	O	R	T
T	V	A	R	O	E	B	D	S

The hidden word is OBSERVERS.



## ANSWERS

### SECRET CODE GAME 90


- 1) Cuba
- 2) Italy
- 3) France
- 4) Bolivia
- 5) Paraguay
- 6) Indonesia

Each is a country that has one more letter than the previous one, so the seventh country should have ten letters. An example would be 'Mozambique', which is  
'-- --- --•• •- -- -••• •• ---•- ••- •'  
in Morse code.

---


### SECRET CODE GAME 91

The revealed letters are S, I, G and N – spelling SIGN.



## SECRET CODE GAME 92

The corresponding Braille characters for each letter look like this:



$$\begin{array}{c} \bullet\bullet \\ \bullet\bullet \\ \bullet\bullet \end{array} + \begin{array}{c} \bullet\bullet \\ \bullet\bullet \\ \bullet\bullet \\ \bullet\bullet \end{array} = \begin{array}{c} \bullet\bullet \\ \bullet\bullet \\ \bullet\bullet \\ \bullet\bullet \\ \bullet\bullet \end{array}$$

b + i = f

$$\begin{array}{c} \bullet\bullet \\ \bullet\bullet \\ \bullet\bullet \end{array} - \begin{array}{c} \bullet\bullet \\ \bullet\bullet \\ \bullet\bullet \\ \bullet\bullet \end{array} = \begin{array}{c} \bullet\bullet \\ \bullet\bullet \\ \bullet\bullet \end{array}$$

f - a = i

$$\begin{array}{c} \bullet\bullet \\ \bullet\bullet \\ \bullet\bullet \\ \bullet\bullet \end{array} + \begin{array}{c} \bullet\bullet \\ \bullet\bullet \\ \bullet\bullet \\ \bullet\bullet \end{array} = \begin{array}{c} \bullet\bullet \\ \bullet\bullet \\ \bullet\bullet \\ \bullet\bullet \\ \bullet\bullet \end{array}$$

k + d = n

$$\begin{array}{c} \bullet\bullet \\ \bullet\bullet \\ \bullet\bullet \\ \bullet\bullet \end{array} + \begin{array}{c} \bullet\bullet \\ \bullet\bullet \\ \bullet\bullet \end{array} = \begin{array}{c} \bullet\bullet \\ \bullet\bullet \\ \bullet\bullet \\ \bullet\bullet \end{array}$$

a + j = g

$$\begin{array}{c} \bullet\bullet \\ \bullet\bullet \\ \bullet\bullet \end{array} - \begin{array}{c} \bullet\bullet \\ \bullet\bullet \\ \bullet\bullet \\ \bullet\bullet \end{array} = \begin{array}{c} \bullet\bullet \\ \bullet\bullet \\ \bullet\bullet \end{array}$$

g - i = e

$$\begin{array}{c} \bullet\bullet \\ \bullet\bullet \\ \bullet\bullet \\ \bullet\bullet \end{array} + \begin{array}{c} \bullet\bullet \\ \bullet\bullet \\ \bullet\bullet \end{array} = \begin{array}{c} \bullet\bullet \\ \bullet\bullet \\ \bullet\bullet \\ \bullet\bullet \end{array}$$

b + o = r

So the hidden word is FINGER – which is what you would use to read Braille.

## SECRET CODE GAME 93

The sums can be solved as follows:

$$1+2=3 \quad 14-2=12 \quad 2+3=5 \quad 21+1=22 \quad 7-2=5 \quad 9+9=18$$

$$15+4=19 \quad 20-5=15 \quad 7+5=12 \quad 11 \times 2=22 \quad 4+5=9 \quad 2 \times 7=14 \quad 1 \times 7=7$$

These numbers can then be converted to letters using A=1, B=2, C=3 and so on:

$$3=C \quad 12=L \quad 5=E \quad 22=V \quad 5=E \quad 18=R$$


$$19=S \quad 15=O \quad 12=L \quad 22=V \quad 9=I \quad 14=N \quad 7=G$$

... so the message reads CLEVER SOLVING.

## ANSWERS

### SECRET CODE GAME 94

- 1) ATHENS
- 2) BUDAPEST
- 3) MADRID
- 4) LONDON
- 5) PARIS
- 6) ROME
- 7) COPENHAGEN
- 8) VIENNA



The secret word is EUROPEAN.

### SECRET CODE GAME 95

- 1) You need to find a hidden location (Shift forwards by 5)
- 2) You could be a secret agent (Shift forwards 2)
- 3) I don't like getting lost (Shift forwards 6)
- 4) Well done – this is a tricky code! (Shift forwards by 8)

### SECRET CODE GAME 96

LOC-ATE  
SEC-RET  
PAP-ERS  
HID-DEN  
INS-IDE  
YEL-LOW  
FOL-DER



The hidden message is  
'LOCATE SECRET PAPERS HIDDEN INSIDE YELLOW FOLDER!'

## SECRET CODE GAME 97

There are nine numbers and nine sentences, and each number refers to a different sentence. The number tells you which word to pick from each sentence, where 1 is the 1st word, 2 is the 2nd word, and so on. Therefore the secret message is 'ONLY OPEN THE SAFE WHEN YOU HAVE THE PASSWORD'.



'You are the only person who should read this letter. Open the second envelope when you have finished reading – it has more information. Did you find the keys I sent over? Please keep them in the safe place. Let me know when you have received this letter. I am counting on you to keep my secret! I have hidden some important items in a secret location. There is a map to find it, written on the back of this letter. Now you just have to figure out the password, and you'll be able to find it.'

## SECRET CODE GAME 98

The completed words are:

WHEELBARROW  
AREA  
HOPSCOTCH  
OREGANO  
OSLO

The hidden word is WAHOO!



## ANSWERS


### SECRET CODE GAME 99

- 1) IRAN: I ran a marathon over the weekend.
- 2) PERU: The baby antelope pe runs towards its mother.
- 3) OMAN: The decorators gave the bathroom om a new coat of paint.
- 4) TOGO: I don't want to go to school.

### SECRET CODE GAME 100

Each word in the instructions starts with one of 'u', 'd', 'l' or 'r' – which should be interpreted as up, down, left or right respectively. Follow these, square by square from the grey square, to trace the following path:

	A	R	T
W	E	E	H
E	R	G	T
E	N	H	A



Read the letters along the path to reveal the secret message 'WEAR THE GREEN HAT'.

### SECRET CODE GAME 101

Read the last (or 'final') word in each sentence, to reveal 'CONGRATULATIONS ON FINISHING THIS BOOK'.

And congratulations indeed – you're now a master codebreaker!